


Packing Glands	Part #	Size
	100496	#000
	100495	#00
	100494	#0 Special
	100493	#0
	100492	#1 Special
	100491	#1
	100475	#2 Special
	100475	#2
	100490	#3
	100489	#4

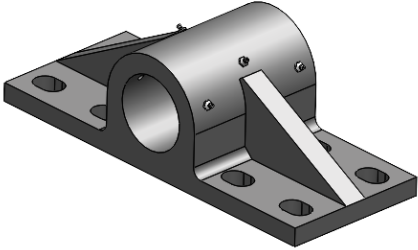
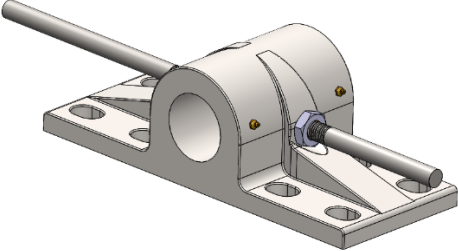
*Part #'s 100000 through 100009 are obsolete, contact Airoflex for replacement parts.

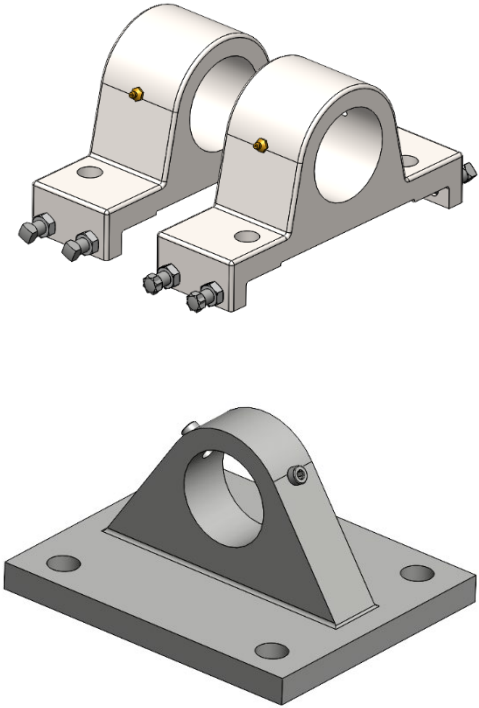
Sleeves	Part #	Size	Notes
	100034	#000	
	100033	#00	14" Mains
	100032	#00	14" Stages
	100030	#0 Special	
	100031	#0	
	100029	#1 Special	
	100028	#1	
	100027	#2 Special	
	100026	#2	
	100025	#3	
	100024	#4	
	100165	#1 Special	With Air Vent - Final Stage
	100164	#1	With Air Vent - Final Stage
	100163	#2 Special	With Air Vent - Final Stage
	100162	#2	With Air Vent - Final Stage
	100161	#3	With Air Vent - Final Stage

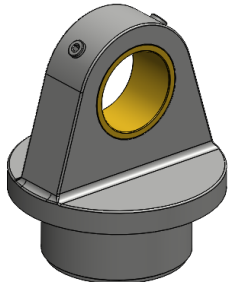
Packings	Packing #	Size	Spacer Ring #
	941081	#000	941091
	941082	#00	941092
	941083	#0 Special	941093
	941084	#0	941094
	941085	#1 Special	941095
	941086	#1	941096
	941087	#2 Special	941097
	941087	#2	941097
	941088	#3	941098
	941089	#4	941099

*A spacer ring is required with all Airoflex packing

Pins	Part #	Diameter	Length	Type
	100097	2 15/16"	9 1/2"	Cylinder Bottom
	100099	2 15/16"	9 1/2"	Cylinder Bottom
	100100	2 15/16"	7 1/2"	Cylinder Bottom
	100095	2 15/16"	8 1/2"	Cylinder Bottom
	100096	3 7/16"	8 1/4"	Cylinder Bottom
	100098	3 7/16"	9 1/2"	Cylinder Bottom
	100101	3 7/16"	7 1/2"	Cylinder Bottom
	100106	2 15/16"	1'- 1"	Cylinder Top
	100102	3 7/16"	1'- 0"	Cylinder Top
	100104	3 7/16"	1'- 1"	Cylinder Top
	100290	3 15/16"	1'- 7"	Main Pivot
	100357	3 15/16"	4'- 3"	Main Pivot
	100530	4 7/16"	2'- 6"	Main Pivot
	100143	3 7/16"	2'- 5 1/2"	Main Pivot
	100291	2 15/16"	1'- 2 7/8"	A-Frame
	100248	2 15/16"	10 1/8"	Service Leg
	100513	4"	11"	Other
	100537	2 1/2"	7"	Other
	200315	2 1/2"	5.25"	Portable – Main Cylinder Pin
	200316	3"	7.125"	Portable – Outrigger Wing
200317	3.5"	18.875"	Portable - Pivot Pad	
200318	2"	4.75"	Portable – Frame Coupling	

Pivot Bearings	Part #	Bolt Holes	Bore
 	Standard		
	100127	8	2 15/16"
	100128	8	3 7/16"
	100129	8	3 15/16"
	100130	6	2 15/16"
	100131	6	3 7/16"
	100132	6	3 15/16"
	Scale Dumpers		
	100273	8	3.5"
	100274	8	4"
	100275	6	3.5"
	100276	6	4"
	Brace Rods		
	100280	8	2 15/16"
	100281	8	3 7/16"
	100282	6	2 15/16"
	100283	6	3 7/16"
	100253	8	4"
	100254	6	4"
	100613	6	3 7/16"

Bearings	Part #	Pin Dia.	Model
	A-Frame Bearing		
	100043	3 7/16"	Standard
	100062	2 15/16"	Standard
	100065	2 15/16"	Thin
	100066	3 7/16"	Thin
	100245	3"	Standard
	100522	3 3/16"	Thin
	Cylinder Base Bearing		
	100056	3 7/16"	A-210
	100057	2 15/16"	A-210
	100295	3 15/16"	A-210
	100058	3 7/16"	A-410
	100059	2 15/16"	A-410
	100060	3 15/16"	A-510
	100061	5 1/4"	A-610
	100536	2 1/2"	Inverted
	100271	3 7/16"	A-410

Cylinder Pin Eye	Part #	Pin Dia.	Final Stage Size
	100121	2 15/16"	6"
	100075	2 15/16"	7"
	100076	3 7/16"	7"
	100123	2 15/16"	8"
	100124	3 7/16"	8"
	100467	4"	9.25"

Cylinder Bases	Part #	Pin Dia.	Tube Size
	100011	2 15/16"	12"
	100012	2 15/16"	10"
	100013	2 15/16"	9"
	100014	2 15/16"	10"
	100015	2 15/16"	10.5"
	100016	2 15/16"	12"
	100017	2 15/16"	14"
	100018	3 7/16"	14"
	100020	3 7/16"	16"
	100393	3 7/16"	12
	100469	3.5"	16

Cylinders	Part #	Size	Description/Location
	Backstop Cylinders		
	901013	4 x 42 DA	Backstop
	901015	4 x 42	Backstop
	901012-COZ	4 x 43 DA	Backstop
	Wheel Lock Cylinders		
	901011	2 x 12	Single Acting / Wheel Lock
	901010	2 x 12	Double Acting / Wheel Lock
	Pit Door Cylinders		
	100359	6 x 7R DA	Pit Door